


DAVEY

Floodfighter®



Model Numbers:
G8016 Honda Recoil Start
G8016E Honda Electric Start



RUGGED, ECONOMICAL PETROL POWERED SELF PRIMING PUMP

APPLICATION

Ideal for septic tank pump-out, tank filling, irrigation, water transfer and dewatering.

FEATURES & BENEFITS

Pump

- **Corrosion resistant marine grade aluminium casing, suction and discharge port** for longer life
- **Heavy duty cast iron open impeller and diffuser** to extend pump life when pumping dirty water with some solids content
- **Nitrile rubber seal and casing o-rings** for improved reliability in varying water quality
- **Mechanical shaft seal** for long life
- **Able to self prime from 6m***, for improved versatility
- **Includes powdercoated steel roll frame with anti-vibration mounting** for easy transport

*At 3600rpm, priming may be reduced at lower speeds

Engine

- **High quality Honda GX200 petrol engine**, which has European Community and USA EPA and CARB environmental standards compliance
- **Two stage air cleaner and cast iron sleeved cylinder bore** for long engine life
- **Low oil protection** for operator peace of mind

Starting Options

- **Available with recoil starters** or with electric start with recoil start back-up

Note: Battery and leads not included

Self Priming Pumps

MATERIALS OF CONSTRUCTION

PART	MATERIAL
Suction cover	Aluminium
Diffuser	Cast iron
Impeller	Cast iron
Yoke & casing	Aluminium
Discharge	Aluminium
Casing bolts	Zinc plated steel
Yoke bolts	Stainless steel
Flap valve	Nitrile rubber
Seal ring	Nitrile rubber
Casing o-ring	Nitrile rubber
Mechanical seal	Carbon ceramic

ENGINE SPECIFICATIONS

Engine Brand	Honda
Engine Model	GX200
Engine Type	Petrol
Engine RPM	3600
Displacement (cc)	196
Fuel Tank (litres)	3.1
Oil Capacity (litres)	0.6
Compression Ratio	8.5:1
Air Filter Type	Dual-Foam / Paper
Spark Arrestor	YES
Approx. fuel consumption @ full load @ 3600rpm	1.7 l/hr
dB(A) @ 7m @ 3600rpm @ full load	79

OPERATING LIMITS

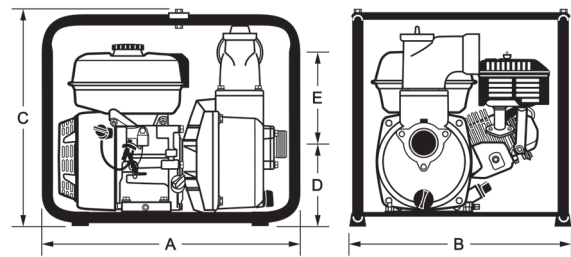
Max. flow to	1000 lpm
Max. Total Head	32m
Max. Suction Lift	7m
Max. Water Temperature	50°C
Min. Water Temperature	1°C
Min. Suction Pipe Size	3"
Inlet size	3" BSP(M)
Outlet size	3" BSP(M)

INSTALLATION AND PRIMING

- Fit strainer to bottom of suction pipe; a foot valve is not required.
- To prime, fill pump body with water then allow pump to run until drawing water.

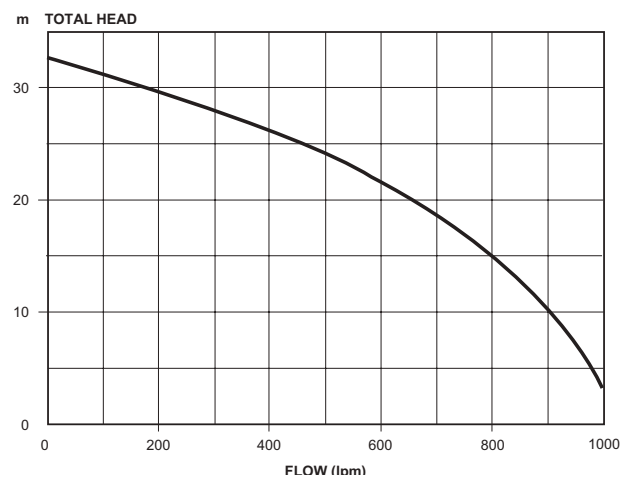
DIMENSIONS

Model	A	B	C	D	E	Weight (kg)
G8016	510	420	455	180	170	29.5



All measurements in mm unless otherwise stated.
Add 1kg for Electric Start engine option.

HYDRAULIC PERFORMANCE



Note: G8027 models are set at 300rpm out of box. This speed setting is ideal for continuous long term applications. For intermittent or emergency applications the governor settings can be changed to 3600rpm.