

PRORIL

DEWATERING PUMPS

HIGH CHROME DEWATERING PUMPS

HEAVY DUTY DEWATERING PUMPS



50 Hz

A large, circular tunnel under construction. The interior is lined with concrete segments. A complex network of pipes, cables, and machinery is visible, including a large dewatering pump system. Bright lights illuminate the scene, creating a dramatic atmosphere. A blue diagonal graphic element is present in the bottom right corner.

DEWATERING PUMPS

Our dewatering pumps are engineered for professional use in tough dewatering applications in construction, industrial sites, and mines. With a compact, slim design and our patented ACRS technology, these wear-resistant portable dewatering pumps provide economical solutions. We are the source you will ever need to make your profits real.



TANK SERIES

HIGH CHROME DEWATERING PUMP

Designed for continuous operations, excellent performance and easy maintenance, PRORIL Tank series pumps have proven their reliability and durability in demanding areas like construction, mining, tunneling, quarries, industries and rental applications.

FEATURES

1 Watertight Cable Entry

The cable entry employs an anti-wicking block where each conductor is stripped and encapsulated in epoxy. This feature effectively prevents water from penetrating the motor chamber when the cable end is submerged or the cable sheath is damaged.

2 Multi-Direction Discharge Coupling

Discharge can be converted between vertical and horizontal directions. In pumps 7.5 HP and larger, a vertical discharge connection is supplied as standard.

3 Motor Protector

The motor incorporates a circle thermal protector which protects against overheating and dry-run.

4 Top Discharge and Double Housing Design

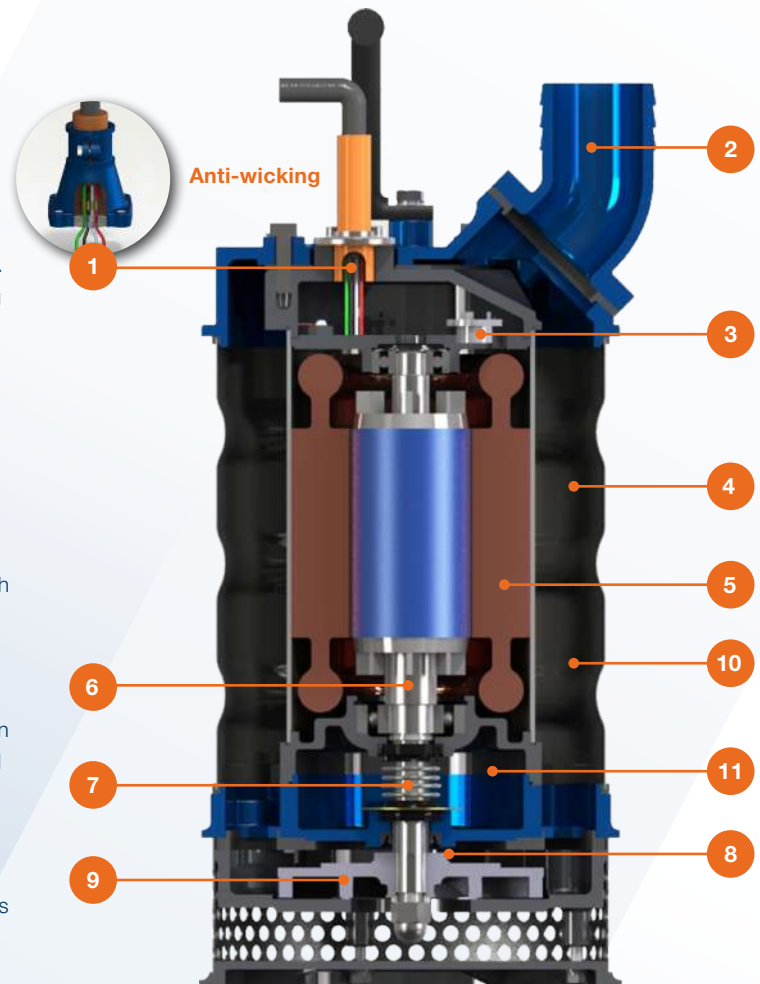
Designed to construct a water jacket that provides maximum motor cooling effect for continuous operation at low water level, this feature forms the cylindrical and slim shape of the pump and enables the pump to be installed in confined spaces.

5 Submersible Motor

Air filled motor, housed in a watertight casing, conforms to Class F insulation.

6 C3 Ball Bearings and Hardened SS Shaft

High quality of C3 ball bearings and the well-balanced, hardened stainless steel shaft enhance stability during continuous pumping operations.



The above images are for illustration purposes only, please refer to datasheets for more details.

7 Double Mechanical Seals

Located in the oil chamber, the device is made of quality materials with highly wear-resistant silicon carbide in lower side that provides extra protection against leakage and dry-run.

8 Extra Protection for Mechanical Seals and Shaft

Lip seals and shaft sleeves are utilized for additional protection against wear.

9 High Chrome Iron Impeller

PRORIL patent formula, ACrS Tech is applied to all high chrome iron impellers. This technology increases wear resistance to particle abrasion.

10 Durable Outer Jacket and Strainer

Corrugated Outer Jacket and strainer made from 304 stainless steel provide impact resistance to harsh handling and conditions. In pumps 7.5 HP and larger, flat 304 stainless steel outer casing is provided as standard.

11 Food Grade Lubricant

PRORIL adopts eco-friendly lubricant to minimize environmental impacts.

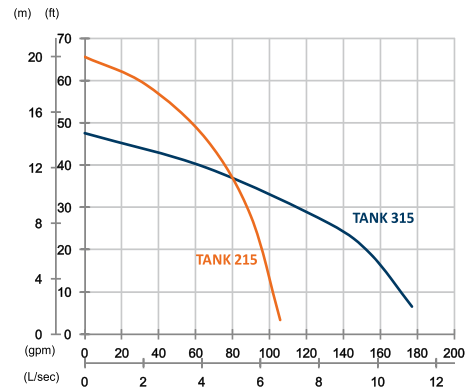


TANK

215 315



TANK	215	315
Outlet	2" (50mm)	3" (80mm)
Rated Output	1.5kW	1.5kW
Shaft Speed	2850 rpm	2850 rpm
Solid Passage	9mm	9mm
Height	568mm	568mm
Diameter	Ø253mm	Ø267mm
Weight	33kg	33kg

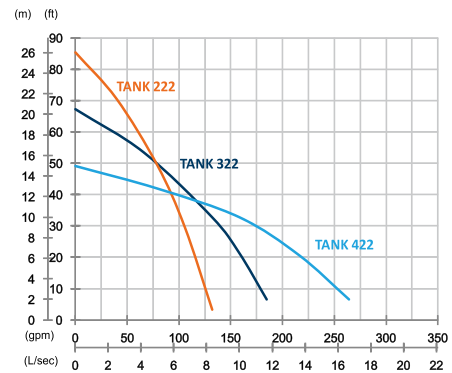


TANK

222 322 422



TANK	222	322	422
Outlet	2" (50mm)	3" (80mm)	4" (100mm)
Rated Output	2.2kW	2.2kW	2.2kW
Shaft Speed	2850 rpm	2850 rpm	2850 rpm
Solid Passage	9mm	9mm	9mm
Height	598mm	598mm	630mm
Diameter	Ø253mm	Ø267mm	Ø284mm
Weight	35kg	35kg	43kg

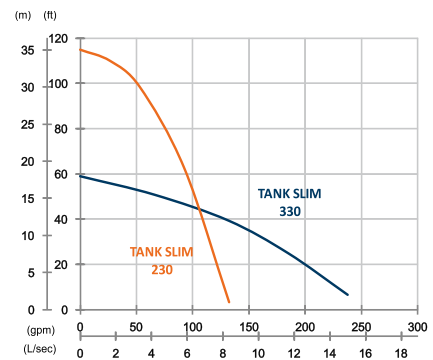


TANK SLIM

230 330



TANK	230	330
Outlet	2" (50mm)	3" (80mm)
Rated Output	3kW	3kW
Shaft Speed	2850 rpm	2850 rpm
Solid Passage	7mm	7mm
Height	659mm	629mm
Diameter	Ø188mm	Ø188mm
Weight	45kg	38kg

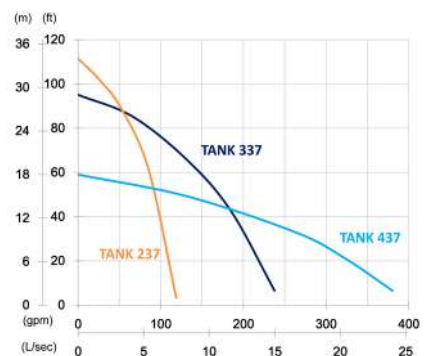


TANK

237 337 437



TANK	237	337	437
Outlet	2" (50mm)	3" (80mm)	4" (100mm)
Rated Output	3.7kW	3.7kW	3.7kW
Shaft Speed	2850 rpm	2850 rpm	2850 rpm
Solid Passage	10mm	9mm	9mm
Height	625mm	578mm	607mm
Diameter	Ø291mm	Ø273mm	Ø288mm
Weight	61kg	42kg	42kg

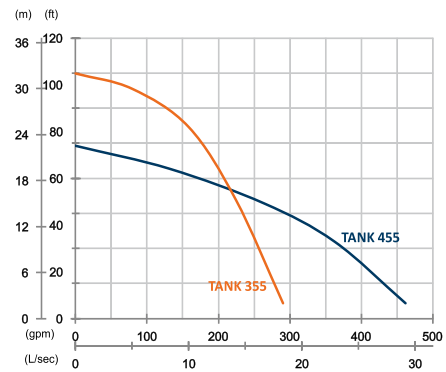


TANK

355 455



TANK	355	455
Outlet	3" (80mm)	4" (100mm)
Rated Output	5.5kW	5.5kW
Shaft Speed	2850 rpm	2850 rpm
Solid Passage	10mm	10mm
Height	656mm	656mm
Diameter	Ø306mm	Ø320mm
Weight	60kg	60kg

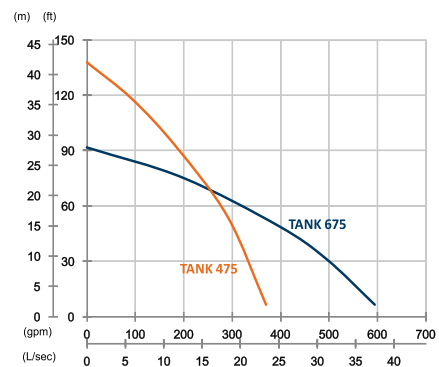


TANK

475 675



TANK	475	675
Outlet	4" (100mm)	6" (150mm)
Rated Output	7.5kW	7.5kW
Shaft Speed	2850 rpm	2850 rpm
Solid Passage	15mm	15mm
Height	801mm	826mm
Diameter	Ø317mm	Ø317mm
Weight	93kg	97kg

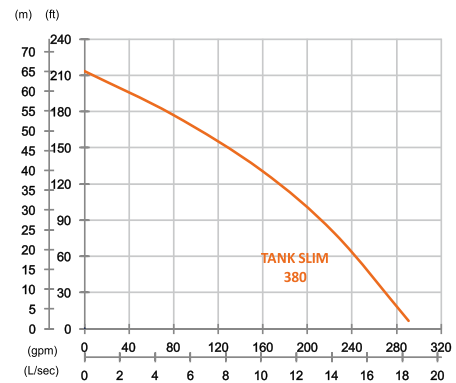


TANK SLIM

380



TANK	380
Outlet	3" (80mm)
Rated Output	8kW
Shaft Speed	2850 rpm
Solid Passage	8mm
Height	798mm
Diameter	Ø283mm
Weight	92kg

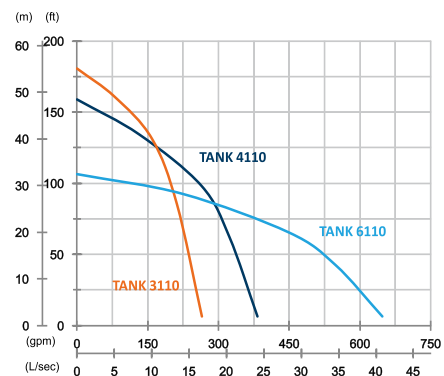


TANK

3110 4110 6110



TANK	3110	4110	6110
Outlet	3" (80mm)	4" (100mm)	6" (150mm)
Rated Output	11kW	11kW	11kW
Shaft Speed	2850 rpm	2850 rpm	2850 rpm
Solid Passage	10mm	10mm	15mm
Height	863mm	858mm	870mm
Diameter	Ø354mm	Ø354mm	Ø354mm
Weight	135kg	135kg	137kg

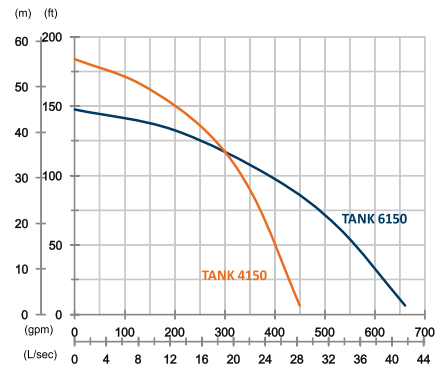


TANK

4150 6150



TANK	4150	6150
Outlet	4" (100mm)	6" (150mm)
Rated Output	15kW	15kW
Shaft Speed	2850 rpm	2850 rpm
Solid Passage	15mm	15mm
Height	887mm	899mm
Diameter	Ø354mm	Ø354mm
Weight	141kg	142kg

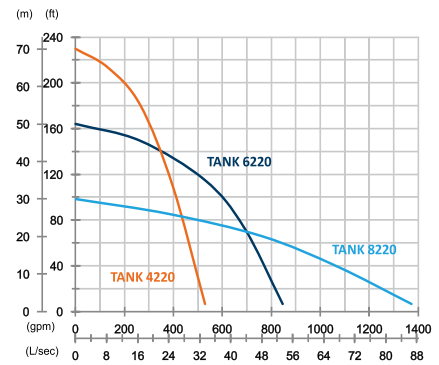


TANK

4220 6220 8220



TANK	4220	6220	8220
Outlet	4" (100mm)	6" (150mm)	8" (200mm)
Rated Output	22kW	22kW	22kW
Shaft Speed	2850 rpm	2850 rpm	2850 rpm
Solid Passage	15mm	20mm	20mm
Height	1085mm	1099mm	1154mm
Diameter	Ø424mm	Ø424mm	Ø424mm
Weight	256kg	259kg	264kg

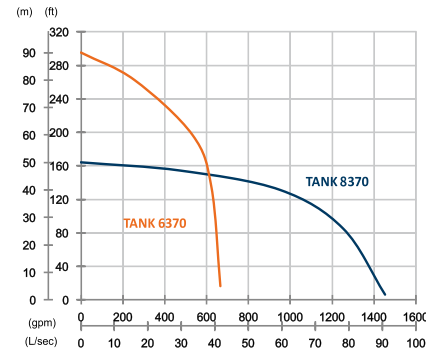


TANK

6370 8370



TANK	6370	8370
Outlet	6" (150mm)	8" (200mm)
Rated Output	37kW	37kW
Shaft Speed	2850 rpm	2850 rpm
Solid Passage	10mm	20mm
Height	1294mm	1256mm
Diameter	Ø532mm	Ø532mm
Weight	510kg	510kg

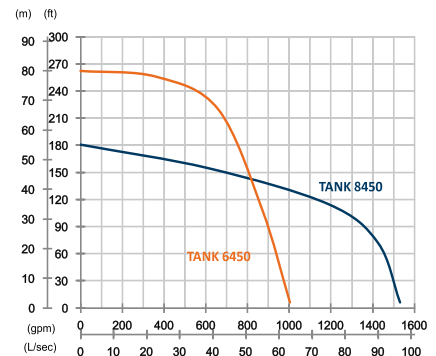


TANK

6450 8450



TANK	6450	8450
Outlet	6" (150mm)	8" (200mm)
Rated Output	45kW	45kW
Shaft Speed	2850 rpm	2850 rpm
Solid Passage	10mm	20mm
Height	1294mm	1256mm
Diameter	Ø532mm	Ø532mm
Weight	530kg	530kg



TITAN SERIES

HEAVY DUTY DEWATERING PUMP

Rugged, reliable and cost effective, the Titan series pumps deliver excellent performance and serve a wide range of tough dewatering applications like mines, construction site, rental applications and other demanding industries.

FEATURES

1 Watertight Cable Entry

The cable entry employs an anti-wicking block where each conductor is stripped and encapsulated in epoxy. This feature effectively prevents water from penetrating the motor chamber when the cable end is submerged or the cable sheath is damaged.

2 Top Discharge and Side Flow Design

Designed to cool the motor with pumped water even at low water level, this feature forms the cylindrical and slim shape of the pump and enables the pump to be installed in confined spaces.

3 Motor Protector

The motor incorporates a circle thermal protector which protects against overheating and dry-run.

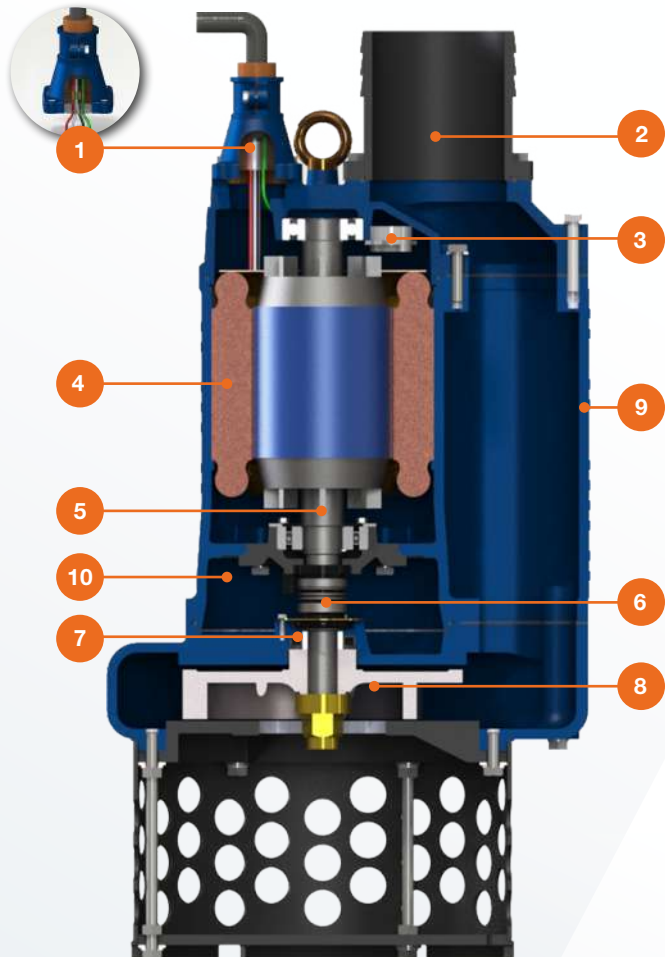
4 Submersible 4-Pole Motor

Air filled motor, housed in a watertight casing, conforms to Class F insulation. The 4-pole motor helps reducing impeller wears.

5 C3 Ball Bearings and Hardened SS Shaft

High quality of C3 ball bearings and the well-balanced, hardened stainless steel shaft enhance stability during continuous pumping operations.

Anti-wicking



The above images are for illustration purposes only, please refer to datasheets for more details.

6 Double Mechanical Seals

Located in the oil chamber, the device is made of quality materials with highly wear-resistant silicon carbide in lower side that provides extra protection against leakage and dry-run.

7 Extra Protection for Mechanical Seals and Shaft

Lip seals and shaft sleeves are utilized for additional protection against wear.

8 High Chrome Iron Impeller

PRORIL patent formula, ACRS Tech is applied to all high chrome iron impellers. This technology increases wear resistance to particle abrasion.

9 Rugged Cast Iron Construction

The whole cast iron pump features a simple, robust structure that provides durability and impact resistance against rough conditions.

10 Food Grade Lubricant

PRORIL adopts eco-friendly lubricant to minimize environmental impacts.

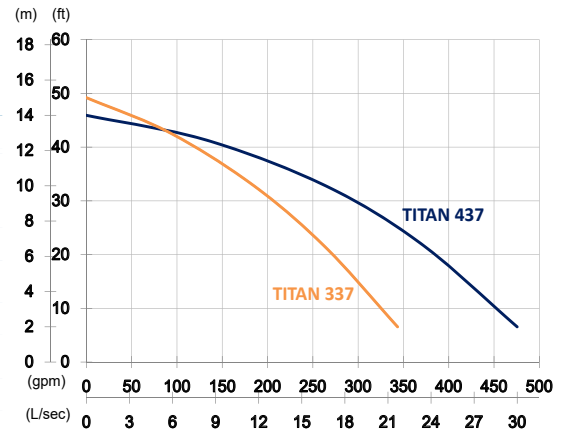


TITAN

337 437



TITAN	337	437
Outlet	3" (80mm)	4" (100mm)
Rated Output	3.7kW	3.7kW
Shaft Speed	1450 rpm	1450 rpm
Solid Passage	25mm	25mm
Height	793mm	814mm
Diameter	Ø382mm	Ø382mm
Weight	113kg	113kg

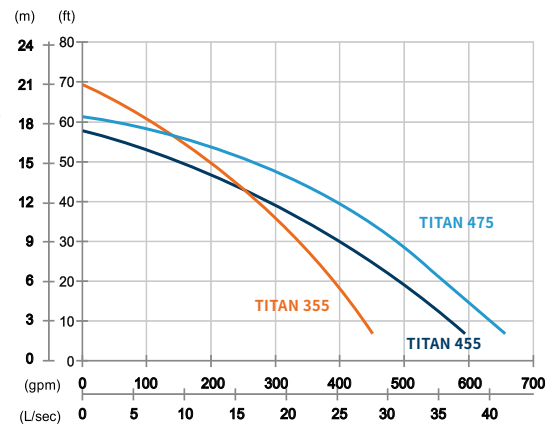


TITAN

355 455 475



TITAN	355	455	475
Outlet	3" (80mm)	4" (100mm)	4" (100mm)
Rated Output	5.5kW	5.5kW	7.5kW
Shaft Speed	1450 rpm	1450 rpm	1450 rpm
Solid Passage	25mm	25mm	25mm
Height	806mm	826mm	826mm
Diameter	Ø412mm	Ø412mm	Ø412mm
Weight	128kg	129kg	129kg

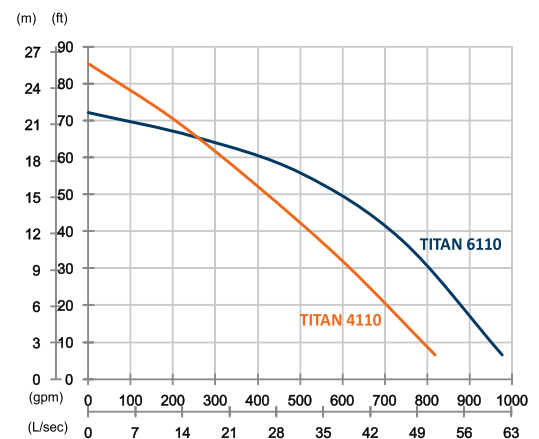


TITAN

4110 6110



TITAN	4110	6110
Outlet	4" (100mm)	6" (150mm)
Rated Output	11kW	11kW
Shaft Speed	1450 rpm	1450 rpm
Solid Passage	25mm	35mm
Height	910mm	922mm
Diameter	Ø479mm	Ø479mm
Weight	195kg	196kg





Advanced Chromium Steel Tech

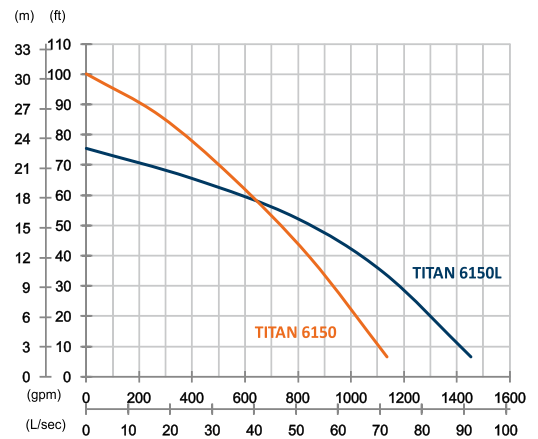
ACrS Tech is designed for high wear resistance and superb corrosion resistance. This patented technology is applied to all our dewatering and slurry pump family to tackle tough challenging applications. The advantages of ACrS Tech can easily and dramatically reduce operational costs.

TITAN

6150 6150L



TITAN	6150	6150L
Outlet	6" (150mm)	6" (150mm)
Rated Output	15kW	15kW
Shaft Speed	1450 rpm	1450 rpm
Solid Passage	35mm	35mm
Height	922mm	922mm
Diameter	Ø479mm	Ø479mm
Weight	204kg	204kg

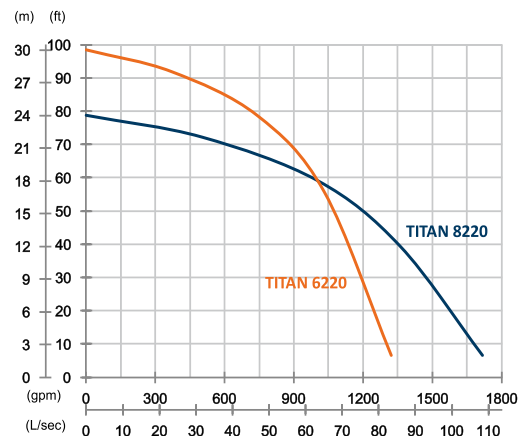


TITAN

6220 8220



TITAN	6220	8220
Outlet	6" (150mm)	8" (200mm)
Rated Output	22kW	22kW
Shaft Speed	1450 rpm	1450 rpm
Solid Passage	30mm	35mm
Height	1210mm	1172mm
Diameter	Ø592mm	Ø592mm
Weight	350kg	360kg



PRORIL

PRORIL was established in 1979, starting from a small motor factory where it has transformed itself into a global size submersible pump manufacturer. Its perseverance and dedication of making high quality products and maintaining a strong working etiquette are mere images of the founder's belief and philosophy that contribute to the success of PRORIL.

With decades of experiences, PRORIL specializes in submersible pump manufacturing service, and continues investing in the fluid dynamics design, motor efficiency enhancement, and R&D of various metal alloys. The integration of upstream and downstream suppliers has completed the manufacturing chain that PRORIL proudly offers to its customers. PRORIL goes through stringent quality procedures where its quality management system conforms to the global standards.

Up to now, PRORIL had recognized by various international awards by the persistence of product quality and continuous improvement according to market demand. Through the recognition of the awards, PRORIL is more determined to provide better services and products to customers.

Today, PRORIL has developed a complete product line that covers dewatering pumps, sewage pumps, slurry pumps, and others. They are applicable in general drainage, construction, industrial sites, wastewater treatment, sludge removal, and so on. Furthermore, PRORIL's professional R&D team continuously improves the product performance to meet various needs in tough dewatering applications.

The success of PRORIL has been based on unyielding commitment and attitude to technical excellence and unparalleled dedication to customer service. Honesty and integrity have further contributed to a worldwide collaboration and connection to a long-term sustainable relationship with all our customers. In future, PRORIL will continue to excel and serve every PRORIL's customer with our professionalism, enthusiasm, and trust.



MORE PRODUCTS



SLURRY & SAND PUMPS



HANDY & RESIDUE PUMPS



SEWAGE PUMPS



STAINLESS STEEL PUMPS



WWW.PRORIL.COM

PRORIL PUMPS CORPORATION

DW-50-109001