


PACKO LOBE PUMPS

HP/LH series Hy~Line(+)



Description

Hy~Line Rotary Lobe pumps are robust, durable pumps designed for long life in demanding applications. Modular construction, using interchangeable ports and feet, enables the production of horizontal or vertical pumps with a wide range of seal, port and rotor configurations on short lead times.

Technical details


Model	HP32	HP34	HP42	HP44	HP52	HP54	HP62	HP64	LH72	LH74	LH76
Port Sizes (mm)	19	25	25	38	38	50	63	76	76	125	127
	25	38	38	50	50	76	76	100	100	152	152
Displacement (l/100 rev)	3.5	7	12.3	20.4	26.5	45.5	64	95	123	205	301.5
Max flow (l/min)	52	105	123	204	265	455	461	684	836	1230	1809
Max Pressure (bar)	15	8	15	8	15	8	15	8	15	8	5
Max Speed (RPM)	1500	1500	1000	1000	1000	1000	720	720	680	600	600
Bareshaft Weight (kg)	8	10	18	20	32	35	61	65	125	145	165
Temp (°C)	-30 to 140										
Viscosity (cP)	1 to 1 million										

Technical specifications

Materials wetted parts	Stainless steel 316L
Seal configuration	Single, single flushed, double mechanical seal
Available material oring	FKM, EPDM, NBR, FEP encapsulated FKM
Connections	DIN11851, SMS, RJT, IDF, BSP-Male, Tri Clamp
Mounting position	Horizontal (vertical optional)
Surface finish (µm)	0,8 µm
Certificates & legislation	EN1935-2004, FDA and 3A

PACKO LOBE PUMPS

HP/LH series Hy~Line(+)



Key features

Certifications

3A, FDA, 1935-2004 EC




Connections

All US and European standards including DIN, SMS, RJT, IDF, Tri-Clamp & BSP. Most pumps available with 2 different sizes, all fully interchangeable (except on 3 & 7 size).

Elastomers

Nitrile, Viton, EPDM and PTFE product contact joints available in compounds conforming to 3A Sanitary Standard 18-03 and FDA title 21 section 177.2600.



23-PA-DA_JBSC_HP-LH_series



Find your local supplier at www.verderliquids.com

For construction, installation and floor mounting drawings please contact your local authorised distributor.